

This sample document is provided for general information purposes only. Your use of this sample document is at your own risk, and we recommend you do not use it without first seeking legal and/or other professional advice.





**©Copyright UK Youth. All rights reserved**  
**General Risk Assessment**











Activity: General Instruction





What Are The Hazards?











- Weather
- Uneven ground
- Lack of communication
- Manual handling
- Uncooperative/ horseplay from groups
- Working alone
- Child protection
- Unskilled instructors
- Lake, swimming pool and Pond water
- Road, tracks and car parks
- Barbed wire







Who Is At Risk? Staff, participants and members of the public.

What Are The Risks?	Existing Safety Measures/Controls	Likelihood	Risk Rating
Hypothermia and overheating through environmental elements	<ul style="list-style-type: none"> <li>• Uniform provided by Avon Tyrrell for staff</li> <li>• Instructors to equip themselves suitable for the prevailing conditions</li> <li>• Shelters and taps with drinking water located at or near to all activities to provide shade and hydration reducing the risk of over heating</li> <li>• Guests are provided with suggested clothing for each session prior to participation</li> </ul>		
Slips trip and falls on uneven ground	<ul style="list-style-type: none"> <li>• All areas maintained to an acceptable conditions for the activity in question (i.e. natural woodland for environmental sessions, clear footing where spotting is required etc.)</li> <li>• Instructors and guests will wear appropriate footwear for the activity in question. Unless otherwise stipulated, trainers are the recommended footwear but secure walking boots, wellington boots and shoes will be accepted for most activities.               <ul style="list-style-type: none"> <li>○ Climbing high activities, low</li> </ul> </li> </ul>		

	ropes, mountain biking, Bush Craft and all lake activities- closed toed, securely fitting shoes are essential (e.g. trainers)		
Lack of communication leading to situation worsening	<ul style="list-style-type: none"> <li>A radio will be carried on sessions or located at the activity base</li> <li>Where the number of sessions exceeds the number of radios in operation, then radio sharing on activity bases is acceptable (i.e. 1 in the ropes and climbing area, 1 at the lake etc.)</li> <li>Mobile phones (turned to silent) encouraged on session as a back up</li> <li>When operating offsite then a charged mobile phone must be carried</li> </ul>		
Injuries through lifting heavy and awkward objects	<ul style="list-style-type: none"> <li>Training provided for manual handling for all staff.</li> <li>Where staff hold qualifications, the manual handling advice provided during this training must be carried out</li> <li>Staff are encouraged to work together and use equipment where necessary to aid lifting where possible</li> </ul>		
Injuries to staff and guests due to improper training	<ul style="list-style-type: none"> <li>Training will be provided to guests for all activities in line with the specific Activity risk assessments.</li> <li>Training will be provided for instructors, This will be done with external and internal training courses</li> <li>The delivery of session are monitored and feedback is given</li> </ul>		
Human error – groups not listening to briefings and taking in vital information.	<ul style="list-style-type: none"> <li>Full co-operation from group leaders in group control and discipline</li> <li>Instructors are able to stop a session if they feel that group members are acting in a dangerous or irresponsible manner</li> <li>If there is an issue, there will be a senior member of staff available to assist.</li> </ul>		
Working alone with young groups (leading to accusations being made against an employee and children being	<ul style="list-style-type: none"> <li>This is to be avoided where possible</li> <li>When working with young people there should always be two adults present (it is acceptable for one to be a group leader). The exception is when we are in loco parentis. (see fun day information for further procedures)</li> <li>With Go Adventure sessions, or sessions</li> </ul>		

<p>put at risk)</p>	<p>of a similar nature, parents/guardians should provide medical information and emergency contact details if they intend to leave the young person unattended (see unattended child policy for more details)</p> <ul style="list-style-type: none"> <li>• During Go Adventure/Fundays sessions a senior member of staff (DSI, CI, DM) must be available to assist in difficult situations, emergencies and group discipline</li> <li>• All activity staff will have an enhanced DBS check prior to working independently with children which is accepted by the Director of Avon Tyrrell and Operations.</li> </ul>		
<p>Injuries occurring because instructors do not have the necessary skills to act safely</p>	<ul style="list-style-type: none"> <li>• Instructors may only run sessions they are:</li> <li>• Qualified and current in their membership (where applicable)</li> <li>• Trained and deemed competent by CI, SI, L&amp;L officer or the Avon Tyrrell senior management team.</li> <li>• Where staff have extensive experience the CI may grant permissions for staff to run sessions exempting them from the normal routine as long as they meet the minimum "suitable qualification and or experience" laid out in the H &amp; S checklist for each activity</li> <li>• All staff need to have a current first aid qualification</li> <li>• All staff need to read, sign and understand the Activity SOP</li> </ul>		
<p>Contracting Weils Disease through contact with lake or pond water</p>	<ul style="list-style-type: none"> <li>• Groups encouraged to wash hands and face after sessions that come in contact with lake and pond water (kayaking, canoeing, raft building, pond dipping etc.) to reduce the likelihood of contracting the disease</li> <li>• Signage by lake informing visitors of symptoms and the right course of action</li> </ul>		
<p>Contracting Lime disease Ehrlichiosis, Babesiosis and Bartonella from ticks</p>	<ul style="list-style-type: none"> <li>• Groups are encouraged not to go through bracken, tall grass or high vegetation. Especially between the high-risk months of May-June and September – October.</li> <li>• Groups are encouraged to wear long</li> </ul>		

	<p>sleeves and trousers in the high-risk months when doing activities.</p> <ul style="list-style-type: none"> <li>• 'Tick picks' available to assist in removal of ticks if found during visits and advice given to seek medical attention if any of the signs/symptoms appear.</li> </ul>		
<p>Contacting Parvovirus, E.coli from feral cats and animals.</p>	<ul style="list-style-type: none"> <li>• Participants are encouraged not to touch cats or animals.</li> <li>• Participants are encouraged to wash their hands after sessions.</li> <li>• Campers on site with dogs are limited to school holidays and weekends, and must clear up after their dogs in the provided bins</li> </ul>		
<p>Contracting Toxocariasis from cat, dog and fox faeces.</p>	<ul style="list-style-type: none"> <li>• Participants are encouraged not to pick up or handle faeces.</li> <li>• Dogs are only allowed in certain areas of the site and certain times of the year.</li> <li>• Dog waste bins are provided</li> <li>• Participants are encouraged to wash their hands after sessions.</li> </ul>		
<p>Breathing in of carcinogenic bracken spores</p>	<ul style="list-style-type: none"> <li>• Participants are advised not to go near bracken in the high-risk months of August-October.</li> <li>• Participants are advised of the spores being carcinogenic and the damage they could cause.</li> <li>• Participants advised NOT to pull up bracken for use on their shelters.</li> <li>• Participants advised to wash hands after the end of the session.</li> </ul>		
<p>Drowning</p>	<ul style="list-style-type: none"> <li>• Group leaders to be responsible for the group- setting boundaries and making their group aware of natural hazards- such as Lakes, Ponds, streams and swimming pool.</li> <li>• Lakes, pond, streams and swimming pool are mark on the Avon Tyrrell map.</li> <li>• Warning sign located at ponds, pool and lakes.</li> <li>• On session, which used areas near water the instructor will have a throw line and</li> </ul>		

	<ul style="list-style-type: none"> <li>be suitably trained in its use.</li> <li>All water sport instructors are trained and qualified</li> <li>There are life rings positioned around the lake.</li> </ul>		
Injury or death from site vehicles, visitors and deliveries	<ul style="list-style-type: none"> <li>Group leaders to be responsible for the group- setting boundaries and making their group aware of Roads, tracks and car parks.</li> <li>Roads, tracks and car parks are marked on the Avon Tyrrell map</li> <li>Speed limits around site 15MPH</li> <li>Instructor running session to minimise time on roads and in car parks and where unavoidable.</li> <li>Ensure good group control</li> </ul>		
Injuries from Barbed wire (used across Avon Tyrrell's boundary to keep livestock out)	<ul style="list-style-type: none"> <li>Group leaders to be responsible for the group- setting boundaries and making their group aware of location of Barbed wire.</li> <li>Warning site on sections of barbed wire.</li> </ul>		
Getting lost and injured	<ul style="list-style-type: none"> <li>Group leaders to be responsible for the group- setting boundaries and making their group aware of hazards</li> <li>Avon Tyrrell has a lost person Procedure that can be put into action if someone is missing.</li> <li>On session the instructor will be familiar with the area they are using</li> </ul>		

Reference to Other Manuals Assessments:  
[Health and Safety policy](#)

When was the Assessment Reviewed and by whom?

November YYYY

Reviewers name

Date Of Next Review And To Be Done By Whom?

November YYYY

Reviewers name

This sample document is provided for general information purposes only. Your use of this sample document is at your own risk, and we recommend you do not use it without first seeking legal and/or other professional advice.